

Waves Primer II

Waves are:

1. Important
2. Easy
3. Neat

23.1 Basic wave form

The wave form that you will almost always use is

$$a = \text{Re}[A_c e^{i(kx+ly-\omega t)}] \quad (23.1)$$

Where

- $a \equiv$ variable
- $A_c \equiv$ wave amplitude (complex in this case)
- $kx + ly - \omega t \equiv$ phase (note, could also have a mz)
- $k, l \equiv$ wave numbers
- $\omega \equiv$ frequency
- $t \equiv$ time

Since $e^{i\phi} = \cos \phi + i \sin \phi$ we get

$$a = \text{Re}[A_c(\cos(kx + ly - \omega t) + i \sin(kx + ly - \omega t))] \quad (23.2)$$

Defining $A_c = A_1 + iA_2$

$$a = \text{Re}[A_1(\cos(kx + ly - \omega t) + A_1 i \sin(kx + ly - \omega t)) \quad (23.3)$$

$$+ iA_2 \cos(kx + ly - \omega t) - A_2 \sin(kx + ly - \omega t)] \quad (23.4)$$

$$a = A_1 \cos(kx + ly - \omega t) - A_2 \sin(kx + ly - \omega t) \quad (23.5)$$

Define

$$A_1 = A \cos \phi \quad (23.6)$$

$$A_2 = -A \sin \phi \quad (23.7)$$

Such that

$$a = A \cos \phi \cos(kx + ly - \omega t) - A \sin \phi \sin(kx + ly - \omega t) \quad (23.8)$$

Two angle formulas say:

$$a = A \cos(kx + ly - \omega t + \phi) \quad (23.9)$$

Where ϕ is a reference phase. The wave number is the number of waves per 2π (see figure 23.1).

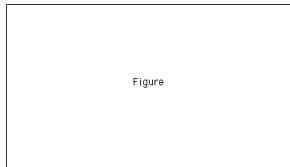


Figure 23.1: (`fig:WaveNumber`) Wavelengths in the x and y directions as well as the overall wave length. Wave number is the number of waves in 2π .

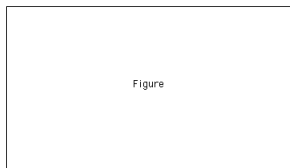


Figure 23.2: (`fig:WaveLengths`) Wavelengths in the x and y directions as well as the overall wave length. What is λ in terms of λ_x and λ_y ?

23.2 Wavelength

Consider a wave of the form:

$$a = A \cos(kx + ly - \omega t + \phi) \quad (23.10)$$

where λ is the distance over which signal repeats self in x direction \Rightarrow distance over which kx increases by $2\pi \Rightarrow k\lambda_x = 2\pi$:

$$\lambda_x = \frac{2\pi}{k} \quad \text{and} \quad \lambda_y = \frac{2\pi}{l} \quad (23.11)$$

This is how component-wise wavelengths and wavenumbers are related.

What about the λ that gives the shortest crest to crest distance (see figure 23.2)? We have that

$$\sin \theta = \frac{\lambda_y}{\sqrt{\lambda_x^2 + \lambda_y^2}} \quad (23.12)$$

and

$$\sin \theta = \frac{\lambda}{\lambda_x} \quad (23.13)$$

Equating these last two equations yields

$$\frac{\lambda}{\lambda_x} = \frac{\lambda_y}{\sqrt{\lambda_x^2 + \lambda_y^2}} \quad (23.14)$$

$$\lambda = \frac{\lambda_x \lambda_y}{\sqrt{\lambda_x^2 + \lambda_y^2}} \quad (23.15)$$

$$\lambda^2 = \frac{\lambda_x^2 \lambda_y^2}{\lambda_x^2 + \lambda_y^2} \quad (23.16)$$

$$\lambda^2 \lambda_x^2 + \lambda^2 \lambda_y^2 = \lambda_x^2 + \lambda_y^2 \quad (23.17)$$

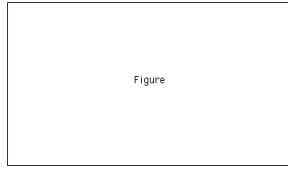


Figure 23.3: (`fig:WaveNumberVersusLength`) Wave number versus wave lengths.

$$\lambda^2 + \frac{\lambda^2 \lambda_y^2}{\lambda_x^2} = \lambda_y^2 \quad (23.18)$$

$$\frac{\lambda^2}{\lambda_y^2} + \frac{\lambda^2}{\lambda_x^2} = 1 \quad (23.19)$$

$$\frac{1}{\lambda^2} = \frac{1}{\lambda_y^2} + \frac{1}{\lambda_x^2} \quad (23.20)$$

Since $\lambda_x = \frac{2\pi}{k}$ and $\lambda_y = \frac{2\pi}{l}$ we get

$$\frac{1}{\lambda^2} = \frac{k^2}{4\pi^2} + \frac{l^2}{4\pi^2} \quad (23.21)$$

$$4\pi^2 = (k^2 + l^2)\lambda^2 \quad (23.22)$$

$$\lambda^2 = \frac{4\pi^2}{k^2 + l^2} \quad (23.23)$$

$$\lambda = \frac{2\pi}{\sqrt{k^2 + l^2}} \quad (23.24)$$

We define k to be the total wave number and equal to $\sqrt{k^2 + l^2}$. Note that while $\mathbf{k} = k\mathbf{i} + l\mathbf{j}$, $\lambda \neq \lambda_{xi} + \lambda_{yj}$. Thus, K is the magnitude of the wavenumber vector. Note smaller wavenumber implies longer waves.

Show PIX (See figure 23.3)

23.3 Frequency

Frequency is the number of periods per 2π . Similar to the wavelength definition, the period is the time over which the signal repeats. For

$$a = A \cos(kx + ly - \omega t + \phi) \quad (23.25)$$

this means the time over which ωt increases by 2π

$$\Rightarrow \omega T = 2\pi \quad (23.26)$$

$$T = \frac{2\pi}{\omega} \quad (23.27)$$

Note that a smaller frequency implies a longer period.

Show PIX (See figure 23.4) **Jim – Picture doesn't show anything.**

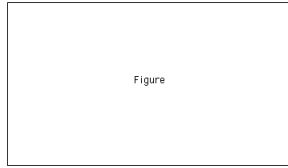


Figure 23.4: (fig:WaveFrequencyVersusPeriod) Wave frequency versus wave period.

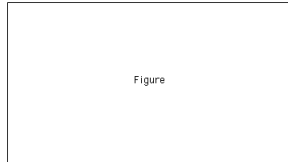


Figure 23.5: (fig:WavePhaseSpeed) A wave's phase speed is the speed of individual crests and troughs.

23.4 Phase speed

Phase speed is the speed of individual crests and troughs. Consider a moving crest over a time $\Delta t = t_2 - t_1$ (see figure 23.5). Express Δx as a fraction of wavelength in x :

$$\Delta x = \alpha \lambda_x \quad (23.28)$$

In one period, $\Delta x = \lambda_x$; in two periods $\Delta x = 2\lambda_x$, etc. Thus α is the fraction of period traveled over δt .

$$\alpha = \frac{\Delta t}{T} \quad (23.29)$$

So:

$$\Delta x = \frac{\Delta t}{T} \lambda_x = \Delta t \frac{\omega}{2\pi} \cdot \frac{2\pi}{k} = \frac{\omega \Delta t}{k} \quad (23.30)$$

Note that this means

$$\frac{\Delta x}{\Delta t} = \frac{\omega}{k} \quad (23.31)$$

In the limit of $\Delta t \rightarrow 0$, this gives an expression for the speed of a wave crest in the x -direction. We call it the phase speed

$$c_x = \frac{\Delta x}{\Delta t} = \frac{\omega}{k} \quad (23.32)$$

Similarly

$$c_y = \frac{\omega}{l} \quad (23.33)$$

Just as in the wavenumber calculation (see figure 23.6):

$$c = \frac{c_x c_y}{\sqrt{c_x^2 + c_y^2}} \quad (23.34)$$

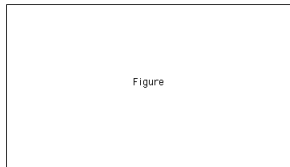


Figure 23.6: (fig:WaveAbsolutePhaseSpeed) Phase speeds in the x and y directions as well as the overall phase speed. What is c in terms of c_x and c_y ?

Turn the crank and you get

$$c = \frac{\omega}{\sqrt{k^2 + l^2}} \quad (23.35)$$

$$c = \frac{\omega}{K} \quad (23.36)$$

As for λ , $\mathbf{c} \neq c_x \mathbf{i} + c_y \mathbf{j}$.

Show MOVIE

23.5 Group speed

The group speed is the speed at which energy (or information) travels. Consider the superposition of two waves

$$a = A_1 \cos(k_1 x + l_1 y - \omega_1 t) + A_2 \cos(k_2 x + l_2 y - \omega_2 t) \quad (23.37)$$

where

$$A_1 = A_2, \quad k_1 \text{ and } k_2 \gg k_1 - k_2, \quad \omega_1 \text{ and } \omega_2 \gg \omega_1 - \omega_2 \quad (23.38)$$

Trigonometry tells us

$$a = 2A \cos\left(\frac{\Delta k}{2} x - \frac{\Delta \omega}{2} t\right) \cos(\bar{k} x - \bar{\omega} t) \quad (23.39)$$

where $\Delta k = k_1 - k_2$, $\bar{k} = \frac{(k_1 + k_2)}{2}$ and similarly for ω . Thus we can write

$$a = \tilde{A} \cos(\bar{k} x - \bar{\omega} t) \quad (23.40)$$

The \tilde{A} is a wavy amplitude modulation of $\cos(\bar{k} x - \bar{\omega} t)$. Note that since $\Delta k \ll \bar{k}$ and $\Delta \omega \ll \bar{\omega}$, amplitude modulation has much longer wavelength and much longer periods than $\cos(\bar{k} x - \bar{\omega} t)$. As before the phase speed is $\frac{\bar{\omega}}{\bar{k}}$, but the speed of the amplitude modulation goes like

$$\frac{\Delta \omega / 2}{\Delta k / 2} = \frac{\Delta \omega}{\Delta k} = \frac{d\omega}{dk} \quad (23.41)$$

in the limit $\Delta k \rightarrow 0$. c_g is the group velocity which is equal too $\frac{d\omega}{dk}$. In multiple-dimensions we have

$$c_{g_x} = \frac{\partial \omega}{\partial k} \quad (23.42)$$

$$c_{g_y} = \frac{\partial \omega}{\partial l} \quad (23.43)$$

$$\mathbf{c}_g = \nabla_k \omega \quad (23.44)$$

Show MOVIES

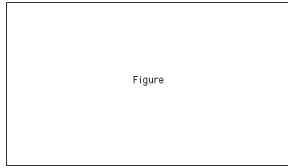


Figure 23.7: (`fig:WaveDispersion`) Schematic of dispersion.

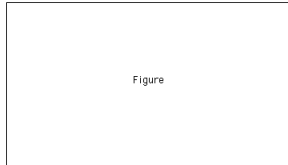


Figure 23.8: (`fig:WaveDispersion1`) One example of a dispersion relationship.

`groupspeedk.avi` $\frac{\Delta\omega}{\Delta k}$ same in each, $\frac{\omega}{k}$ changes.

`groupspeeddeltak.avi` $\frac{\Delta\omega}{\Delta k}$ changes, $\frac{\omega}{k}$ same. Note $\frac{\omega}{k} = \frac{\Delta\omega}{\Delta k}$ in bottom.

`groupspeedomega.avi` $\frac{\Delta\omega}{\Delta k}$ same, $\frac{\omega}{k}$ changes. Optically, larger $\frac{\omega}{k}$ seems faster group speed, but not? (**Jim – part of the text got cut off on the right of the page.**)

`groupspeeddeltaomega.avi` $\frac{\Delta\omega}{\Delta k}$ changes, $\frac{\omega}{k}$ same.

`groupspeeddirection.avi` Note that $-\frac{\omega}{k}$ looks faster when it is not.

`groupspeedphasespeed.avi` Shows $-\frac{\Delta\omega}{\Delta k}$, $+\frac{\omega}{k}$.

23.6 Dispersion relationship

In general, k , l , ω , and A are not independent of one another, and

- phase speed = $c = c(k, l) = \frac{\omega(k, l)}{K}$
- group velocity = $c_y = c_y(k, l) = \frac{\partial\omega(k, l)}{\partial k}$

Waves with different frequencies will travel at different speeds, smearing out coherent signals. This is called *dispersion* (see figure 23.7). The way in which frequency changes as a function of k and l is called the *dispersion relation*. The classic pictures are seen in figures 23.8 and 23.9.

In general, these dispersion relations are obtained by substituting an $a = Ae^{i(kx+ly-\omega t+\phi)}$ into the equation of interest and reducing (all the $e^{i(kx+ly-\omega t+\phi)}$'s drop out) to obtain $\omega = f(k, l)$.

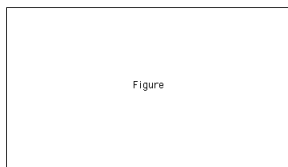


Figure 23.9: (`fig:WaveDispersion2`) Another example of a dispersion relationship.